

36 425 670



- cover plate 150 x 90 mm
- temperature control handle with safety limit stop at 38°C
- hot water temperature limiter, can be preset

Fits: IMO, MEM, CL.1, CYO

	Chrome	36 425 670-00 0010
	Brushed Platinum	36 425 670-06 0010
	Platinum	36 425 670-08 0010
	Dark Chrome	36 425 670-19 0010
	Brushed Durabronze (23kt Gold)	36 425 670-28 0010
	Matte Black	36 425 670-33 0010
	Brushed Champagne (22kt Gold)	36 425 670-46 0010
	Champagne (22kt Gold)	36 425 670-47 0010
	Brushed Chrome	36 425 670-93 0010
	Brushed Dark Platinum	36 425 670-99 0010

Required miscellaneous



Concealed thermostat for one- and two-way outlets - 35 426 970-90 0010
 •max. recess depth 136 mm
 •min. recess depth 80 mm

Recommended miscellaneous



xGRID Attachment set for integrating in the dry wall construction - 12 340 970 90

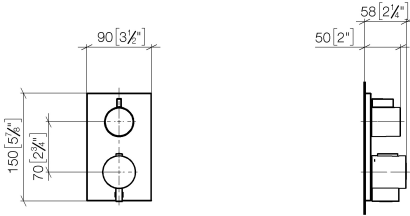
Required miscellaneous



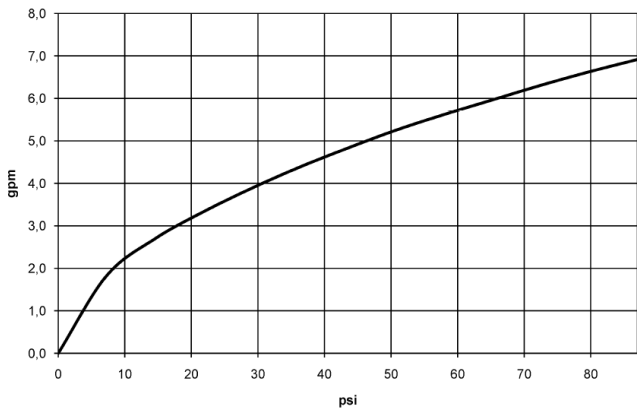
xGRID Installation track 555 mm - 12 360 970 90

36 425 670

mm [inches]



Flow rate chart



Codes & Standards

ADA

ASME
A112.18.1/CSA
B125.1



Concealed thermostat with one function volume control - Chrome

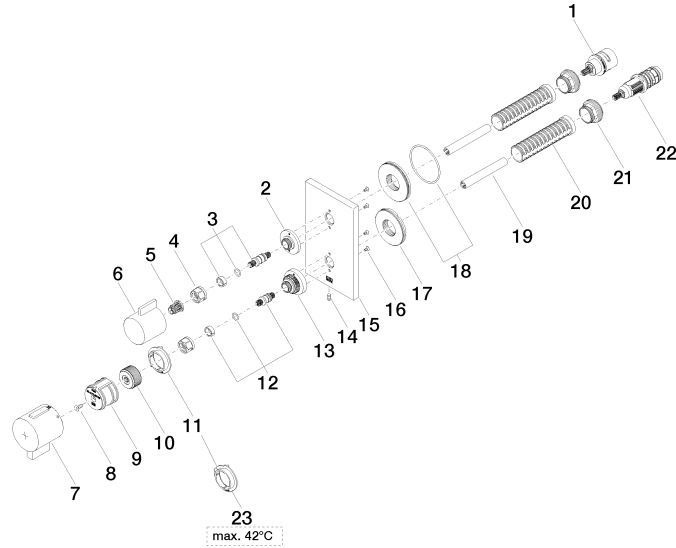
IMO

36 425 670

Certificates

IAPMO_4976 (3).

36 425 670



36 425 670

Spare parts list

No.	Item Number	Name	Quantity used	Delivery time
1	90 90 03 166 00 90	top	1	2
2	09 12 12 053-00	base	1	10
3	04 29 06 111 01-00	spindle	1	10
4	90 23 30 023 00 90	nut	2	2
5	90 12 12 002 00 90	fixing cap	1	2
6	09 20 67 006-00	handle	1	10
7	90 17 33 019 00-00	handle	1	10
8	90 30 30 124 00 90	screw	1	2
9	90 12 12 052 00 90	base	1	2
10	09 12 12 054 90	base	1	2
11	09 28 10 190 90	regulator	1	2
12	04 29 06 024 01-00	spindle	1	10
13	09 12 12 051-00	base	1	10
14	09 31 11 134 90	pin	1	2
15	09 11 02 234-00	plate	1	10
16	09 30 30 157 90	screw	4	2
17	09 30 01 296 90	disc	1	2
18	90 30 01 190 00 90	disc	1	2
19	90 23 01 124 00 90	sleeve	1	2
20	90 18 40 077 01 90	spindle	1	2
21	09 24 04 257 90	nut	1	2
22	90 15 02 013 00 90	cartridge	1	2
23	09 28 10 189 90	regulator	1	2